



2023 annual report to the Community

Penola Primary School

Penola Primary School number: 0763

Partnership: South East Coast & Vines



School principal:

Sam Currie

Date of endorsement:

08/02/2024



Government
of South Australia
Department for Education

Context Statement

Penola Primary School caters for students from R-6. At the time of this report, the enrolment in 2023 is 150. Penola Primary School is classified as Category 5 on the Department for Education Index of Educational Disadvantage. At the time of this report, the school population includes 5% Aboriginal students, 16% students with disabilities, 3% children/young people in care. Further information about the school is available on the school's website (including its context statement), as well as the My School website.

Governing Council Report

Firstly, the Governing Council would like to welcome Sam Currie, our new Principal to PPS. Sam has some big shoes to fill in replacing Anna, and having a newly appointed external leader this year has indeed allowed a fresh set of eyes to look over PPS which has been a breath of fresh air in more ways than one. Don't get me wrong I don't like change as much as the next person but change has been for the betterment of the school and the wider community.

To the SRC, thank you for your time and effort in 2023 and we look forward to working towards common goals in 2024. Scoob a big thank you for all the work you do with the SRC.

To the Families and Friends Committee (FAF), thank you for 2023, it was yet another very successful year. The FAF continue to deliver great things for our school and school community. Some of the fundraising highlights include the continuance of the Resilience program, Reading folders for the incoming Foundation students, which will continue annually, and the Graduation Pens for our seniors.

In 2024 we can already look forward to the Lucindale Field Days as our biggest fundraiser for the year. PPS has been asked to take over a larger stall at the Field Days, while also adding an additional day to sell. This will have the potential to outperform all of the other fundraisers for the entire year if we get enough volunteers over the three days. I look forward to sharing next year the successes of this fundraiser and the impact it has on contributing to the school in a positive way.

I would also like to acknowledge Maryke and her team of helpers with supplying either munchies and/or time to help in the canteen. We are very lucky to be able to provide this service at PPS. Additionally thanks to all the hours the students have volunteered in the canteen also. Giving up there Lunch breaks to help.

One of my duties in 2023 was to announce our Volunteer of the Year recipient. It gave me great pleasure to be able to announce Jen McCulloch as this year's winner for her tireless efforts across the school. At every opportunity Jen volunteers her time at multiple fundraising events, normally after she has cooked for the cake stalls, set up the BBQ and attended multiple meetings to organise the event. I am actually not sure how she maintains a full time job and also contributes in the way that she does for the school and community! Thank you Jen for everything you do.

To the Teachers, SSO Staff, and TRT teachers, a big thank you for the flexibility and resilience you showed throughout the year. A special mention to Tony O'Connell who has spent close to 40 years at PPS and the Governing Council has never made a quicker decision than in supporting the naming of the school oval after Tony for his contributions over his years.

Finally To the 2023 Governing Council team thank you for your attendance. I do feel quite lucky to have had the group we have had this year. To those continuing on, thank you again for 2023 and we will see you in the New Year and always we welcome any fresh faces to the group in 2024.

Matt McGregor

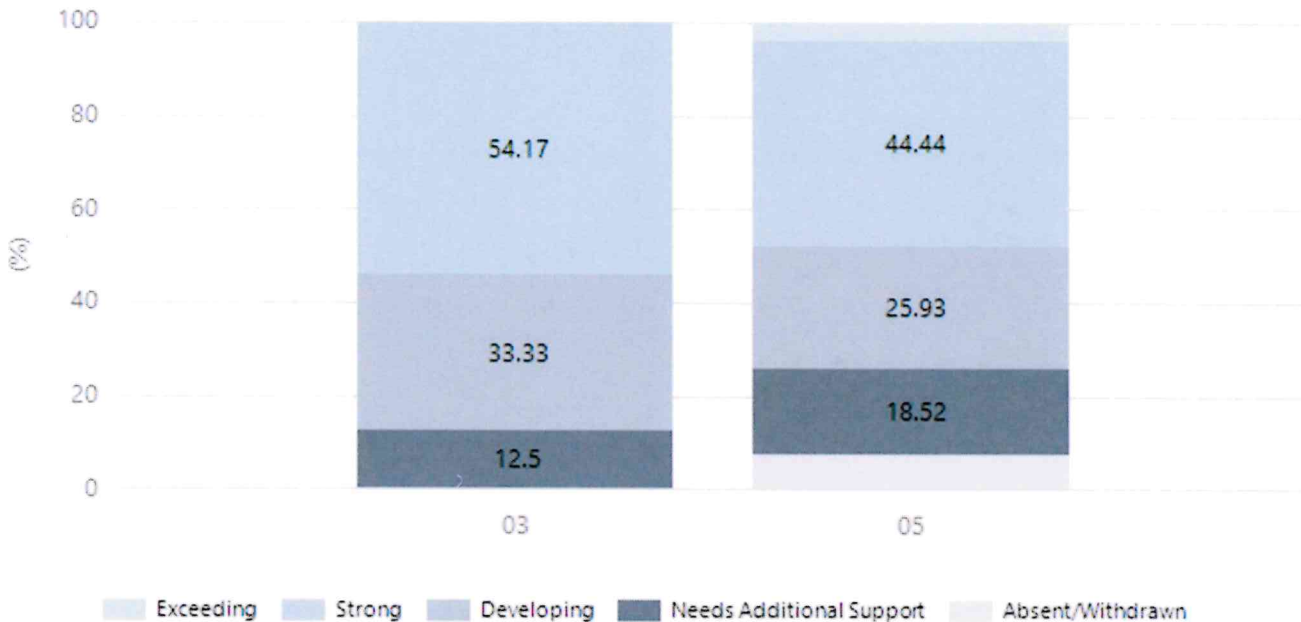
Governing Council Chairperson

Performance Summary

NAPLAN Proficiency

In 2023, the Australian Curriculum, Assessment and Reporting Authority (ACARA) - a Commonwealth Independent statutory authority - announced changes to NAPLAN performance reporting. This new way of reporting by ACARA that NAPLAN results from 2023 will not be comparable to previous years. The new approach replaces the previous numerical NAPLAN bands and the national minimum standard.

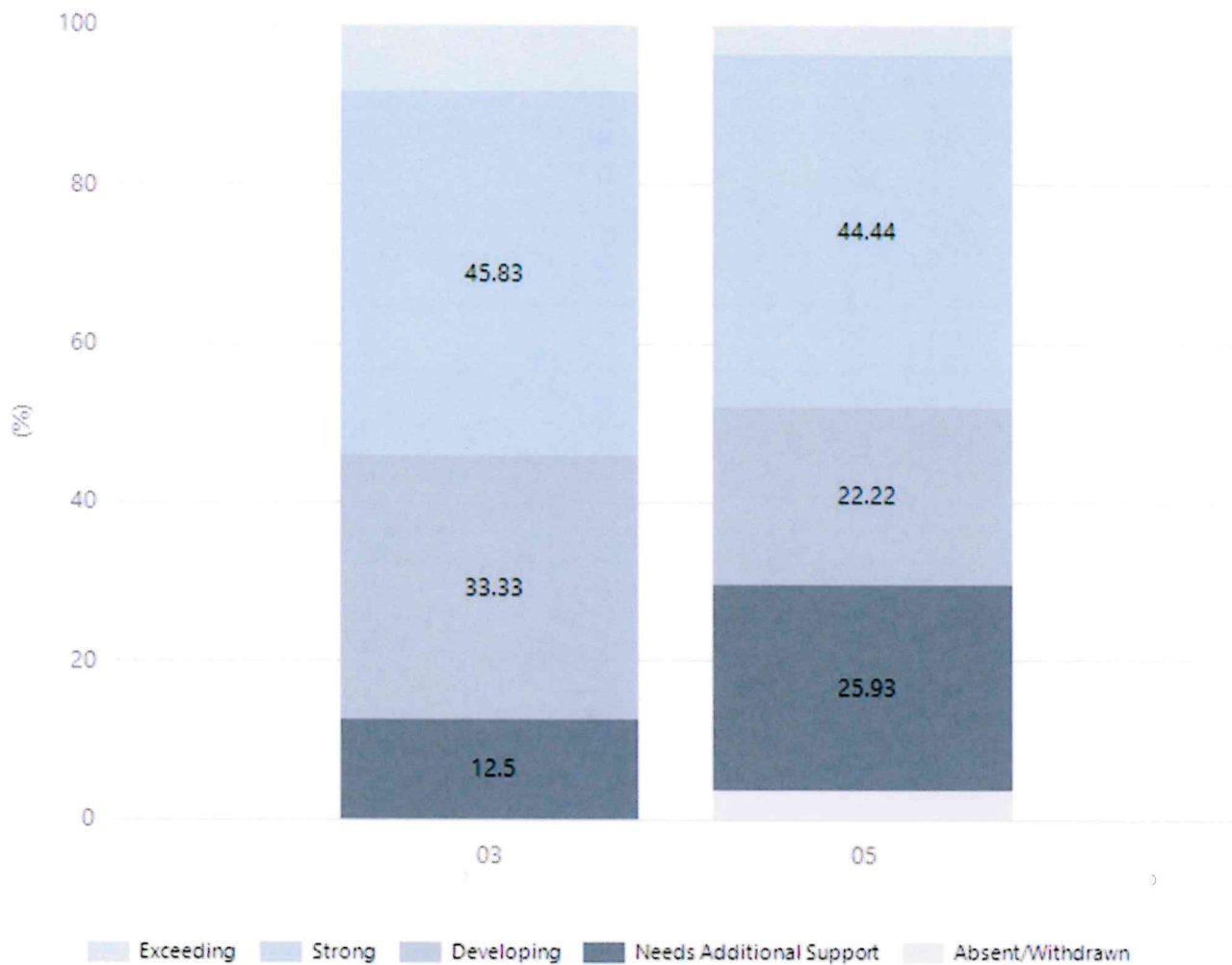
Numeracy



Year Level	03	05
Exceeding		1
Strong	13	12
Developing	8	7
Needs Additional Support	3	5
Absent/Withdrawn		2
Total	24	27

Data Source: Department for Education Assessment Data Holdings, 2023. When there are less than six students in a cohort, no data is supplied.

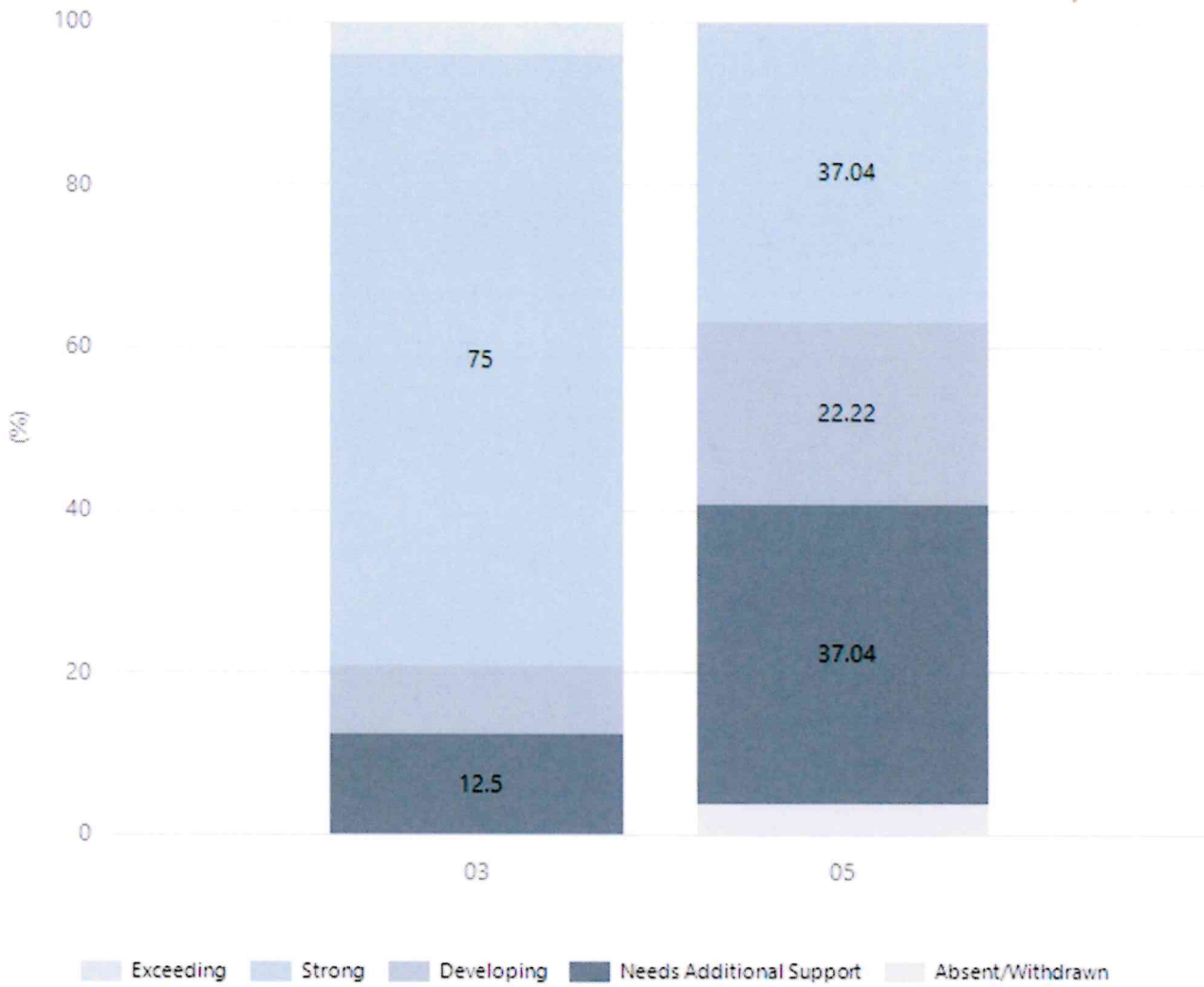
Reading



Year Level	03	05
Exceeding	2	1
Strong	11	12
Developing	8	6
Needs Additional Support	3	7
Absent/Withdrawn		1
Total	24	27

Data Source: Department for Education Assessment Data Holdings, 2023. When there are less than six students in a cohort, no data is supplied.

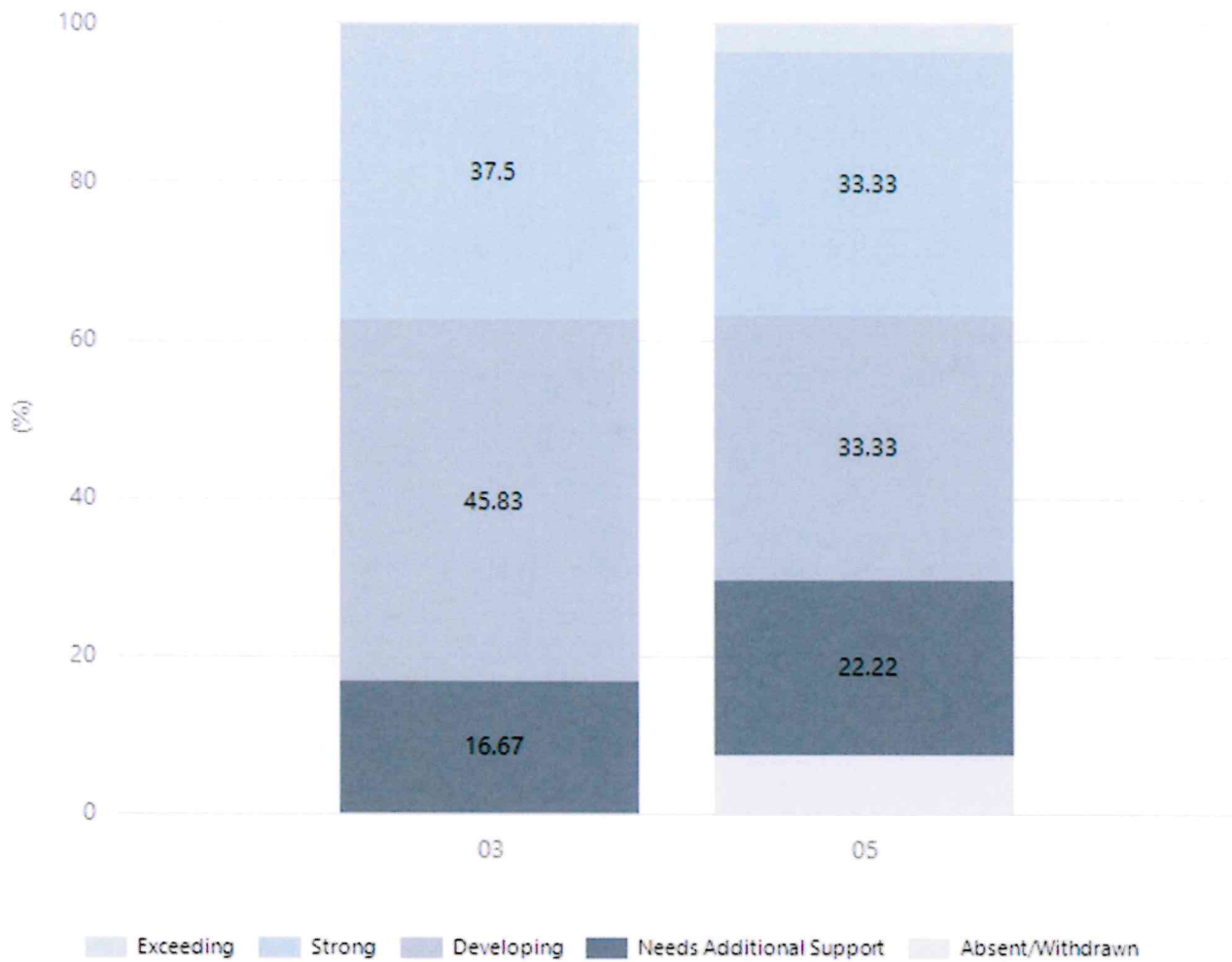
Writing



Year Level	03	05
Exceeding	1	
Strong	18	10
Developing	2	6
Needs Additional Support	3	10
Absent/Withdrawn		1
Total	24	27

Data Source: Department for Education Assessment Data Holdings, 2023. When there are less than six students in a cohort, no data is supplied.

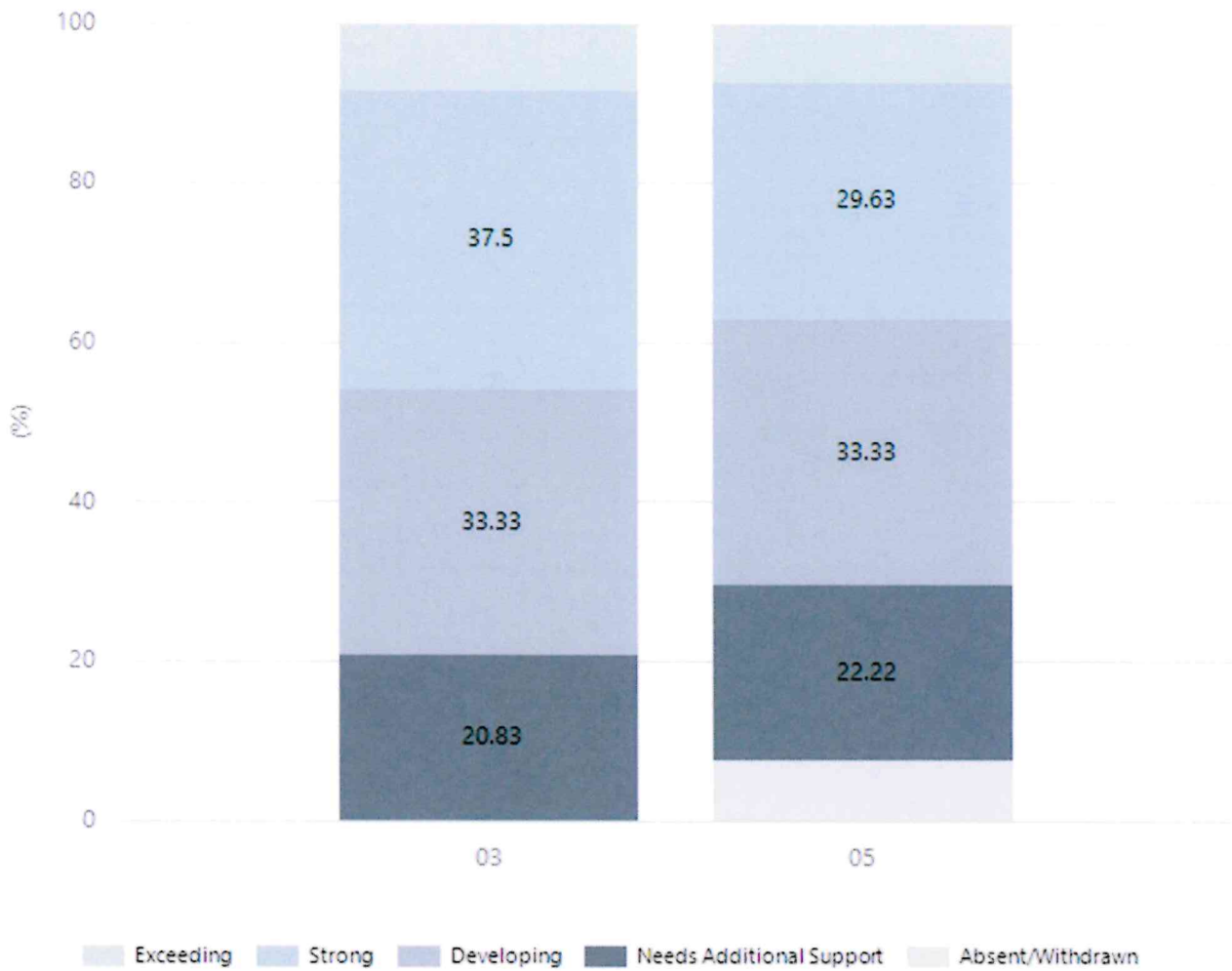
Grammar



Year Level	03	05
Exceeding		1
Strong	9	9
Developing	11	9
Needs Additional Support	4	6
Absent/Withdrawn		2
Total	24	27

Data Source: Department for Education Assessment Data Holdings, 2023. When there are less than six students in a cohort, no data is supplied.

Spelling



Year Level	03	05
Exceeding	2	2
Strong	9	8
Developing	8	9
Needs Additional Support	5	6
Absent/Withdrawn		2
Total	24	27

Data Source: Department for Education Assessment Data Holdings, 2023. When there are less than six students in a cohort, no data is supplied.

School Attendance

Year Level	2021	2022	2023
Reception	93.7%	83.7%	85.2%
Year 01	94.8%	86.2%	91.6%
Year 02	93.4%	89.2%	93.4%
Year 03	93.4%	89.8%	90.8%
Year 04	94.7%	88.3%	92.4%
Year 05	92.6%	89.2%	89.3%
Year 06	93.2%	83.8%	88.1%
Year 07	91.8%		
Total	93.5%	87.2%	90.1%

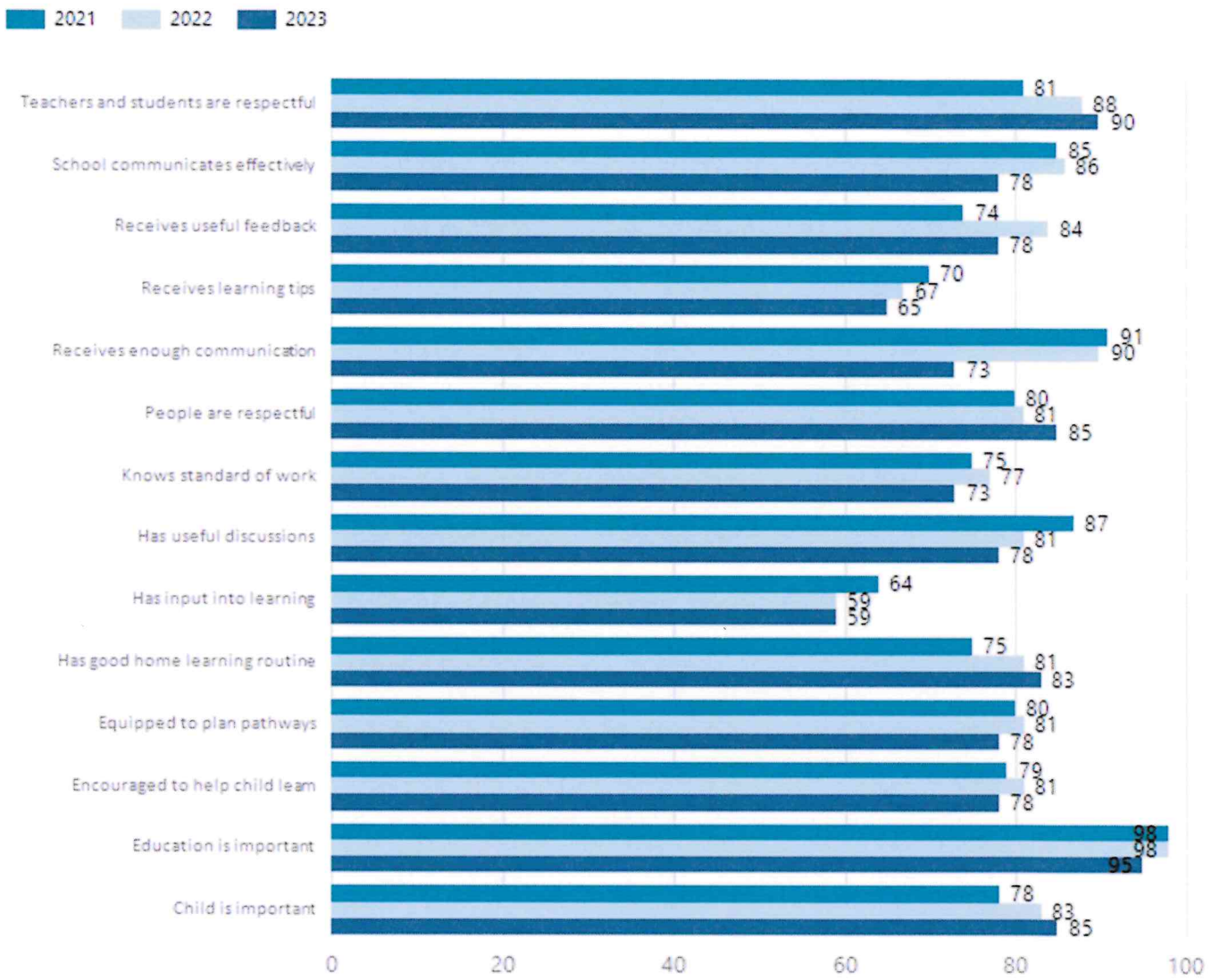
Data Source: Department for Education Attendance Data, Semester 1 Report 2023. A blank cell indicates there were no students enrolled. 'Primary Other' includes students enrolled in specialised education options. 'Secondary Other' includes students who have already spent a year at Year 12 and elected to undertake further study at Year 12.

Attendance Comment

In South Australia, all children and young people must be in school from 6 years to 16 years old. They must attend a government or non-government school full time. From age 16 to 17 however, young people must attend school or an approved learning program (such as an apprenticeship, traineeship, accredited course or university). Schools and parents must encourage and support students to come to school every day. Parents and caregivers must make sure their child is enrolled in a school, and attends school all day and everyday it is open, unless a child is sick or has an approved exemption. Teachers and leaders actively follow up when a student misses school, including recording all absences and non-attendance. All schools in South Australia have local attendance procedures governed under the Education and Children's Services Regulations 2020.

Parent Opinion Survey Results

Proportion of agree/strongly agree response(%)



Data Source: 2023 Department for Education Parent Opinions Survey, Term 3 2023.

Intended Destination

Leave Reason	Number	%
NG - ATTENDING NON-GOV SCHOOL IN SA	2	29.0%
TG - TRANSFERRED TO SA GOVERNMENT SCHOOL	5	71.0%

Data Source: Department for Education Destination Data Report, 2023. Data extract term 3 2023. Data shows recorded destinations for students that left the school in the previous year. Data is uploaded by schools in term 3 and may not reflect final or total figures at time of report creation.

Highest Qualifications held by the teaching workforce and workforce composition

All teachers at this school are qualified and registered with the SA Teachers Registration Board.

Qualification Level	Number of Qualifications
Bachelor's degrees or Diplomas	11
Postgraduate Qualifications	2

Data Source: Data extracted from Mandatory Workforce Information Collections as on the last pay date of June 2023. As self-reported by staff in the system.

Please note: Data includes staff who are Actively employed and on extended paid leave. Please note only the highest qualification of the Teaching staff is reported. Excludes any number of other certifications earned.

Workforce composition including indigenous staff

	Teaching Staff		Non-Teaching Staff	
	Indigenous	Non-Indigenous	Indigenous	Non-Indigenous
Full-Time Equivalents	0.0	11.1	0.0	7.4
Persons	0.0	13.0	0.0	11.0

Data Source: Data extracted from Mandatory Workforce Information Collection as on the last pay date of June 2023.

Please note: Data includes staff who are actively employed and on extended paid leave. "Indigenous category" is self-reported by staff in the system.

Financial Statement

Funding Source	Amount
Grants: State	\$ 206,019.84
Grants: Commonwealth	\$ 7210.23
Parent Contributions	\$ 29481.00
Fund Raising	\$ 18343.58
Other	

Data Source: School supplied data.